



FLY FISHING

Merit Badge Requirements

- 1) Explain to your counselor the injuries that could occur while fly-fishing and the proper treatment, including cuts, scratches, puncture wounds, insect bites, hypothermia, dehydration, and heat reactions. Explain how to remove a hook that has lodged in your arm. Name and explain five safety practices you should always follow while fly-fishing.
- 2) Discuss how to match a fly rod, line, and leader to get a balanced system. Discuss several types of fly lines, and explain how and when each would be used. Review with your counselor how to care for this equipment.
- 3) Demonstrate how to tie proper knots to prepare a fly rod for fishing:
 - A) Tie a backing to a fly reel spool using the arbor backing knot.
 - B) Attach backing to fly line using the nail knot.
 - C) Attach a leader to fly line using the needle knot, nail knot, or loop-to-loop connection.
 - D) Add a tippet to a leader using a double surgeon's loop or blood knot.
 - E) Tie a fly onto the terminal end of the leader using the improved clinch knot.
- 4) Explain how each of the following types of flies are used: dry flies, wet flies, nymphs, streamers, bass bugs, and poppers. What does each imitate? Tie at least two types of the flies mentioned in this requirement.
- 5) Demonstrate the ability to cast a fly consistently and accurately using overhead and roll cast techniques.
- 6) Go to a suitable fishing location and make observations on the types of insects fish may be eating. Look for flying insects and some that may be on or beneath the water's surface. Look under rocks. Explain the importance of matching the hatch.
- 7) Explain the importance of practicing Leave No Trace and how it positively affects fly-fishing resources.
- 8) Obtain a copy of the regulations affecting game fishing where you live. Explain why they were adopted and what you accomplish by following them.
- 9) Explain what good outdoor sportsmanlike behavior is and how it relates to fishermen. Tell how the Outdoor Code of the Boy Scouts of America relates to a fishing enthusiast, including the aspects of littering, trespassing, courteous behavior, and obeying fishing regulations.
- 10) Using the fly-fishing techniques you have learned, catch two different kinds of fish and identify them. Release at least one of them unharmed. Clean and cook another fish.

Requirement 1

Describe first aid for the following:

Cuts: _____

Scratches: _____

Puncture Wounds: _____

Insect Bites: _____

Hypothermia: _____

Dehydration: _____

Heat Reactions: _____

Explain how to remove a hook that has lodged in your arm: _____

Name and explain five safety practices you should always follow while fly-fishing:

Safety Practice 1: _____

Safety Practice 2: _____

Safety Practice 3: _____

Safety Practice 4: _____

Safety Practice 5: _____

Requirement 2

Discuss how to match a fly rod, line, and leader to get a balanced system: _____

Discuss several types of fly lines, and explain how and when each would be used.

Fly Line: _____

Description: _____

How & When is this line used? _____

Fly Line: _____

Description: _____

How & When is this line used? _____

Fly Line: _____

Description: _____

How & When is this line used? _____

Fly Line: _____

Description: _____

How & When is this line used? _____

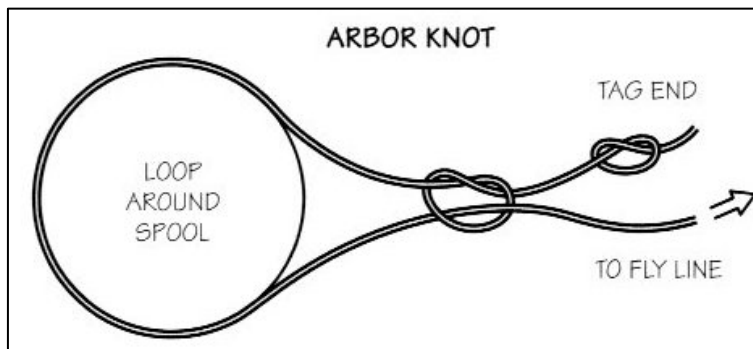
Scout Name: _____ Unit #: _____ Date: _____

Describe how to care for fly-fishing equipment: _____

Requirement 3

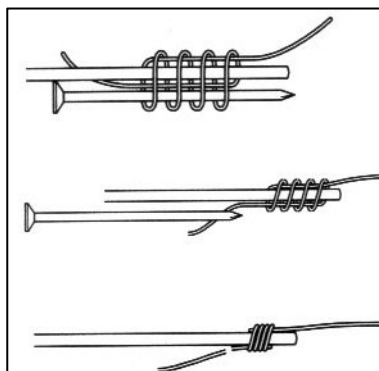
Demonstrate how to tie proper knots to prepare a fly rod for fishing. Have your counselor initial each knot once you have demonstrated it.

Tie a backing to a fly reel spool using the arbor backing knot:




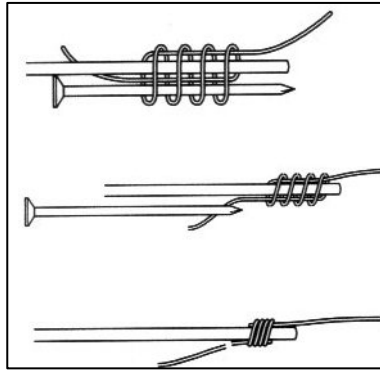
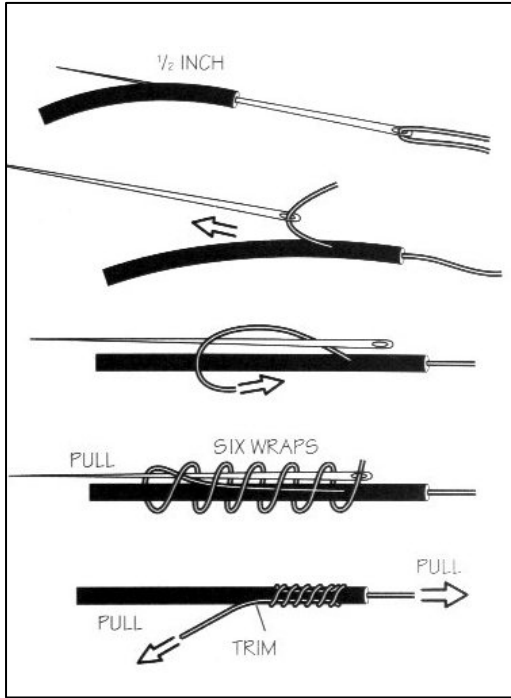
Initial: _____

Attach backing to fly line using the nail knot:



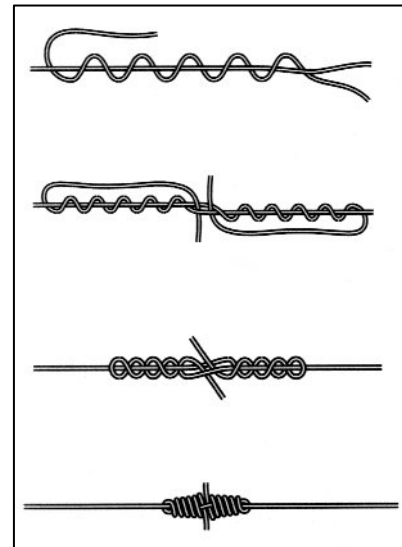
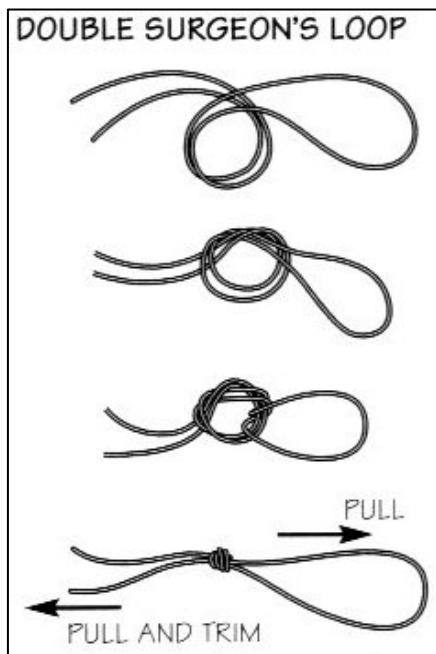
Initial: _____

Attach a leader to fly line using the needle knot, nail knot, or a loop-to-loop connection:

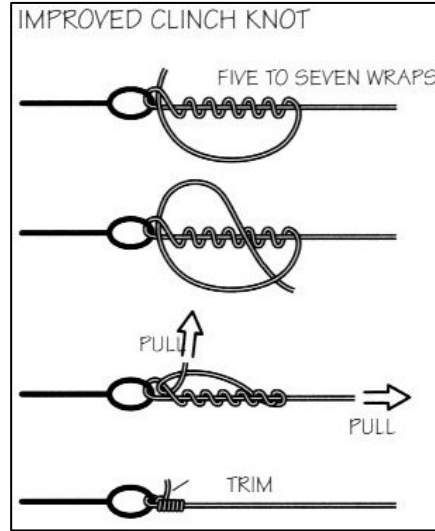


Initial: _____

Add tippet to a leader using a double surgeon's loop or blood knot:



Tie a fly onto the terminal end of the leader using the improved clinch knot:



Requirement 4

Explain how each of the following types of flies are used:

Dry Flies: _____

Wet Flies: _____

Nymphs: _____

Streamers: _____

Bass Bugs: _____

Poppers: _____

Scout Name: _____ Unit #: _____ Date: _____

What does each of the following imitate?

Dry Flies: _____

Wet Flies: _____

Nymphs: _____

Streamers: _____

Bass Bugs: _____

Poppers: _____

Tie at least two types of the flies mentioned in Requirement 4.

Which flies did you tie?

1) _____

2) _____

Requirement 5

Demonstrate the ability to cast a fly consistently and accurately using overhead and roll cast techniques. Have your counselor watch you and give instruction. Have your counselor initial below when complete.

Counselors Initials: _____

Requirement 6

Go to a suitable fishing location and make observations on the types of insects fish may be eating. Look for flying insects and some that may be on or beneath the water's surface. Look under rocks. Use the space below to tell about the location you went to and to describe what you observed: _____

Explain the importance of matching the hatch: _____

Requirement 7

Explain the importance of practicing Leave No Trace and how it positively affects fly-fishing resources: _____

Requirement 8

Obtain a copy of the regulations affecting game fishing where you live. Explain why they were adopted and what you accomplish by following them: _____

Requirement 9

Explain what good outdoor sportsmanlike behavior is and how it relates to fishermen: _____

Tell how the Outdoor Code of the Boy Scouts of America relates to a fishing enthusiast, including the aspects of littering, trespassing, courteous behavior, and obeying fishing regulations: _____

OUTDOOR CODE

As an American, I will do my best to –

BE CLEAN IN MY OUTDOOR MANNERS

I will treat the outdoors as a heritage.
I will take care of it for myself and others.
I will keep my trash and
garbage out of lakes, streams,
fields, woods, and roadways.

BE CAREFUL WITH FIRE

I will prevent wildfire. I will build my fires only where
they are appropriate. When I have finished using a fire,
I will make sure it is cold out.
I will leave a clean fire ring, or
remove all evidence of my fire.

BE CONSIDERATE IN THE OUTDOORS

I will treat public and private property with respect. I will
use low-impact methods of hiking and camping.

BE CONSERVATION-MINDED

I will learn how to practice good conservation of soil,
waters, forests, minerals, grasslands, wildlife,
and energy. I will urge others
to do the same.